

Discover the new Ancar S Line



S
by Ancar

QS4 LEA 096

About Ancar

Ancar has been offering chair solutions for more than 60 years and has been focusing on the dental sector for more than 30 years. During this time we have been growing significantly as a brand within the industry. In recent years we have used our accumulated experience to evolve, forging an increasingly strong identity of our own.

This work has led us to initiate a change at all levels to contribute to continue developing ourselves as a brand. From all this process and work, the new S Line has been born. We are facing a new stage of the company.



Our craftsmanship

Ancar is known for its excellent craftsmanship and quality of materials. All our units are made of an anticorrosive aluminium alloy, casted at a local aluminium foundry, that makes our dental units last for years. No cracking, no discolouration. Shiny, strong and dependable treatment centers that represent our- and your dental practice's quality and craftsmanship.

Aluminium's strength and durability is trusted in the most extreme environments, where strength, safety and durability are critical. It is naturally corrosion resistant, which helps maintain a unit's structure and to increase lifespan. A part from that, the material is lightweight and will not crack or change colour over the years. Your unit, 10 years from now, will look as bright and shiny as the first day.





S is the seal that identifies the latest technology with the complete renovation of the electronic system internally and externally, the complete new design of the doctor element that offers a new image as well as a new work standard, and a product structure that is divided in two ranges: the S3 and the S5.

The usage of aluminium as the main noble material with our mechanical robustness, the simplicity of our equipment that provides ease of use and reliability, together with our wide range and ability to integrate different options continue to be our main values.

The S Line



Why, how, what?

S stands for Smart, Strong, Sophisticated, Sincere and Sensational

It is one of the most advanced dental units on the market, containing all the latest innovations of the dental unit industry from the last years. The design of the S Line shows its character and represents the future. It combines the professionalism and quality of Scandinavian treatment centers with the elegance of the Mediterranean style, with a unique but modern design.

The S Line is a collection of 12 unique treatment centers with extensive functions, designed to simplify and enhance daily dental treatments. The ability to interact with the patient is first of all maximised through the integration of the new intuitive Touch Export Pro touch screen.

That way, you can use photos, for example, to enhance the details of all information given to the patient. You can also choose the type of patient chair you prefer: a traditional setup or a reclining knee-break chair. The latter is a plus for doctor-patient communication. A new type of interaction is created between dentist and patient, which strengthens trust. [Click here to learn more about the two types of chairs](#)

With the included wireless multifunctional foot pedal, all functions of the Ancar S Line can be controlled, such as water selection, micromotor rotation reversal, chipblower function and seat control. The Ancar S Line supports the usage of up to seven treatment instruments.


Quality of movement and design

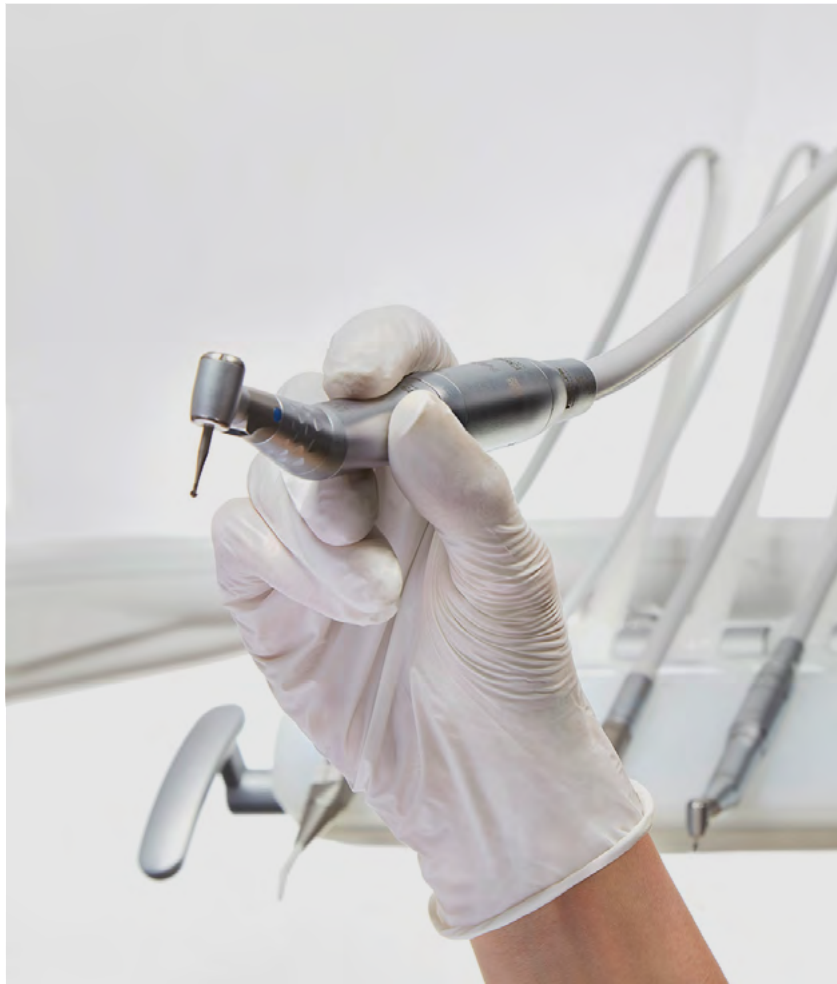
The S Line dental units combine it all

Extremely easy and soft movements of the instrument tray and assistant element. The new arm consists of a self-compensated system by gas piston and without additional brake, which allows the doctor to position the tray and lock it automatically into place, without doing anything, without having to press any button.

Our smartly designed instrument tray allows instruments to be placed at optimal ergonomic positions. The tray can also be moved to the assistant side for a smooth and efficient workflow.

Improved range of movements and positions, due to the wide working range and design of the elements. It can be used in various work-styles and configurations.





The ergonomic handles, adjustable instrument holders, long instrument hoses which do not pull and the 3D movement of the instrument hoses are making the dental professional's work easier and safer, avoiding musculoskeletal strain.

The materials

Sense the quality of the material. Feel the force of the aluminium just by interacting with the unit or by moving the instrument tray.





Design line

Shapes define us. The design of the S Line represents a mix between our Mediterranean character and our inspiration towards minimalist trends. The S models consist of simplistic lines, organic and natural shapes that sculpt our noble and solid materials. Giving rise to fine, clean and pure surfaces that invite you to touch, that emit simplicity. The design transmits the calm and confidence that your dental practice requires.

Technology

The new interface that will guide you


Our aim when conceiving the S Line was to offer you a completely renewed interface based on simplicity and smart working, providing you with a completely intuitive work station, easy to use from the first minute, and that prioritises the most basic and frequent functions that you use on a daily basis.

Intuitive operating concept for quick and direct access to all important functions for time-saving and smooth treatment processes.



Some features of the Touch Expert Pro interface:

- 7 "colour multi-touch screen, based on Android
- Orientable (horizontal and vertical), can be installed on the left or right of the instrument tray
- Scrolling and sliding movements for your convenience
- IPS technology (visibility of the screen from all angles)
- Indefinite number of user profiles with their own settings
- Identification of the clinic, the date and time and the possibility to add the clinic's logo on each screen
- Automatic system "Update Device": incorporates the latest updates even years after its acquisition
- Upload of X-rays and photos, visualisation of images, videos and the unit's manuals - Easy access to patient data
- Programming of scaler work parameters in ENDO, PERIO, SCALER, working range, and light intensity in the instruments
- Graphic visualisation of the power level of the scaler, micromotor, turbine and the real working speed of the turbine
- Possibility to adjust the chair's speed from the screen
- Possibility of regulating the intensity of the lamp from the screen
- Automatic ON / OFF of the lamp when in position zero and when returning to the spittoon



Adjustment of the operating parameters of the micromotor (with ENDO functions): torque control in Ncm, direct or reverse rotation, irrigation mode (spray, torque control in Ncm, direct or reverse rotation, irrigation mode (spray / water / air) , type of contra angle and two types of speeds: from 100 to 40,000 rpm and from 100 to 4,000 rpm.



S5 & S3





S3

Configure your ideal unit

The S3, incorporating all the previous mentioned technological and ergonomically advantages, is the most compact and versatile option of the new S Line.

By having the hydric box separated from the chair and floor-mounted, the S3 range can be installed for right- as well as left-handed users.

You can choose your favourite instrument delivery style: W (continental whip system), H (hanging hoses) or C (dental cart). This flexible range offers a multitude of work solutions for every dental professional.

The S3 dental unit can also be equipped with a standard or knee-break (reclining) chair depending on your needs and the comfort that you want to offer.





Connections Box

The connections box is located at the bottom of the hydric box or spittoon box. It is also possible to install a kit in order to have the connections on the front of the chair and thus adapt to most of the installation options required in the clinic.

Hydric box movement

The option to rotate (70°) of the upper part of the hydric box (spittoon box) has been maintained in order to offer greater access and to be able to get closer to the patient.

Right and Left Handed Units

The hydric box is ready to be mounted on the right or left side of the chair and therefore offers the best solution for left and right handed professionals. Same as the doctor's instrument tray that can be turned to one side or the other, for the convenience of the practitioner.



S⁵

S5

Configure your ideal unit

The S5 range is the most complete option and offers more comfort for the user. It has a floor mounted hydric box from which the patient chair «hangs». This means that the space under the chair is completely free, giving you more room to put the foot switch in the desired positions, as well as more working positions and legroom.

The option of being able to choose between a standard chair or a knee-break chair is the icing on the cake. The knee-break chair or reclining chair is ideal for the comfort of your patients and improves communication between dentist and patient.

It is the best option for taking photos, it gives you the possibility to make them frontal, without distortion of the midline. The unit has a rotating spittoon and can be configured with the 3 delivery styles: W (whip system), H (hanging hoses) or C (dental cart).





Side lifting or «floating» patient chair

The side-lifting or «floating» chair maximises legroom for both dentist and assistant – allowing the whole team to get as close as possible to the patient. It also provides more different positions to put the foot pedal and therefore avoid musculoskeletal stress.

Spittoon bowl

The S5 has a rotating (swivelling) spittoon bowl, for your patient's comfort.

Connections Box

The connections box is located at the bottom of the hydric box or spittoon box. There is also the option of installing a kit to have the connections on the front of the chair and thus adapt to most of the installation options required in the clinic.



Delivery styles

The delivery styles of the instruments are a very personal choice. We have made each of the instrument trays as ergonomic as possible, with the convenience of the dental professional in mind. The most comfortable way of working.

Our engineers and designers have designed the delivery styles in such a way that they meet the highest standards in regard to Ergonomics, Hygiene, Efficiency. With this motto as a guideline, we have created the 3 delivery systems for the S Line: W (whip system), H (hanging hoses) and C (cart).

Each of these options exemplify the highest quality in hygiene facilities, ergonomics and efficiency.



W



H



C



Whip system

Great strength lies in flexibility

W stands for the continental whip system. By designing a much more ergonomic and efficient delivery tray with 3D movement of the poles, we have taken the continental delivery style to the next level.

It has been designed to reduce the visual impact of the patient, increase the reach and work positions, improve your mobility and to allow you to work in all possible positions.

The arm offers the new auto-compensated height system and can be put into place with no effort and without having to «lock it into place». No pressing of any buttons is necessary, the instrument tray will stay stable in every position. The redesign of the lengths of the arm allows you to reach all required working positions, whether you prefer to work at “12” or in more lateral positions. Additionally it is possible to be mounted in the traditional format, or Scandinavian style.



Ergonomics

- Ultra smooth movement of the instrument arm:
The new arm is equipped with a double bearing system in all its joints, which act on steel shafts and are located directly on the cast aluminium structure. This results in unprecedented smoothness of movement. It is also equipped with a automatic compensation, without pneumatic brake and with Hydro-Lift gas pistons.

Flexible instrument hoses:

- The instrument hoses are long and don't pull back. You can work comfortably with any instrument. No stress on the wrist, hand or fingers.
- The instruments are auto compensated, minimising the burden of the weight on the hand, providing better mobility and less fatigue.
- The 3D movement of the instrument hoses allows you to work in more comfortable positions without having to move the instrument tray all the time.

Hygiene

- The parts that are most exposed are removable for easier and effective cleaning.
- The handles, auxiliary tray, and instrument support are completely removable and autoclavable.





Design

- The design is a combination of Scandinavian minimalism and Mediterranean elegance. The minimalist design of the instrument tray minimises impact on the patient while the refined lines of the hydric box (spittoon box) and instrument arm provide a more relaxed look and feel.
- The W has been designed to be a versatile and flexible unit focused on different working positions and styles. The new positions, wingspan and vertical travel allow both work with the instrument tray located slightly offset and on top of the patient.

Displaced position

- Place the instrument tray at the X without interfering with the patient, this together with the 3D system of poles provides the doctor with an excellent service.

On top of the patient

- The instrument tray is fixed from the rear and has a 10 degree inclination that enables a positioning on top of the patient without interfering and maintaining a low position without disturbing or overwhelming the patient. This is especially useful for jobs working at 12 o'clock.

Inverted position

- The arm can be mounted in the reverse position to work in "Scandinavian" style, where the instrument tray is then retracted on top of the hydric box to the working position on top of the patient.
- Arm travel in height
The arm offers a Y-stroke of 600 (the double of its previous model), which allows it to reach all the desired working ranges in the different user anthropometry.

Hanging hoses

Highly adaptable

The new design of the H system has been designed to provide the best working experience possible. Increasing the space for the patient, its design aims to achieve greater work positions, with very low minimum working heights and leaving enough space between the patient and instrument tray to reduce the sensation of suffocation and potential stress levels.

The new instrument tray has a minimalist design with a new independent instrument delivery system where the user can adapt the position of the instrument holders for better delivery, better control and less strain on the wrists.

The H version also comes with optional rotating small instrument trays, to make 4-handed treatments easier or to simplify your work when working alone.

The arm is self-compensating and offers a new range of working heights.

Although made of aluminium, the movements of the arm are ultra-smooth. Its new wingspan provides greater reach. The first section of the arm is also higher, to reduce the visual impact of the instrument tray on the patient.



Ergonomics

Ultra smooth movement of the instrument arm:

- The new arm is equipped with a double bearing system in all its joints, which act on steel shafts and are located directly on the cast aluminium structure. Resulting in an unprecedented smoothness of movement.
- Automatic compensation without pneumatic brake and with Hydro-Lift gas pistons.

Adjustable instrument holders

- The instrument holders can be oriented manually, so that you can configure the presentation of the instrument, to be presented to you based on working position. To ultimately obtain more comfort and to find the instruments easier. Without the need to look and to avoid the risk of injuring your hand with the tip.

Hygiene

- The parts that are most exposed are removable to promote easier and more effective cleaning. The handles, auxiliary tray, and instrument support are completely removable and autoclavable.
- The detection of instruments is by means of an optical sensor, which provides the selection of the instrument without physical contact and therefore eliminates corners where dirt could accumulate in an area as sensitive as that of the instruments.





Design

- The design is a combination of Scandinavian minimalism and Mediterranean elegance.
- The minimalist design of the instrument tray minimises impact on the patient while the refined lines of the hydric box (spittoon box) and instrument arm provide a more relaxed look and feel.

Cart

Mobile workflow

Our S Line dental cart is characterised by the greatest mobility and least impact on the patient. It has the newest instrument tray design which gives it a minimalistic look, and has the same characteristics as the H version.

The new instrument cart has a minimalist design with a new instrument delivery system that allows you to adapt the position of the instrument holders for better delivery, better control and less strain on the wrists. The C version also comes with an optional rotating instrument tray, to simplify your work even more.



Ergonomics

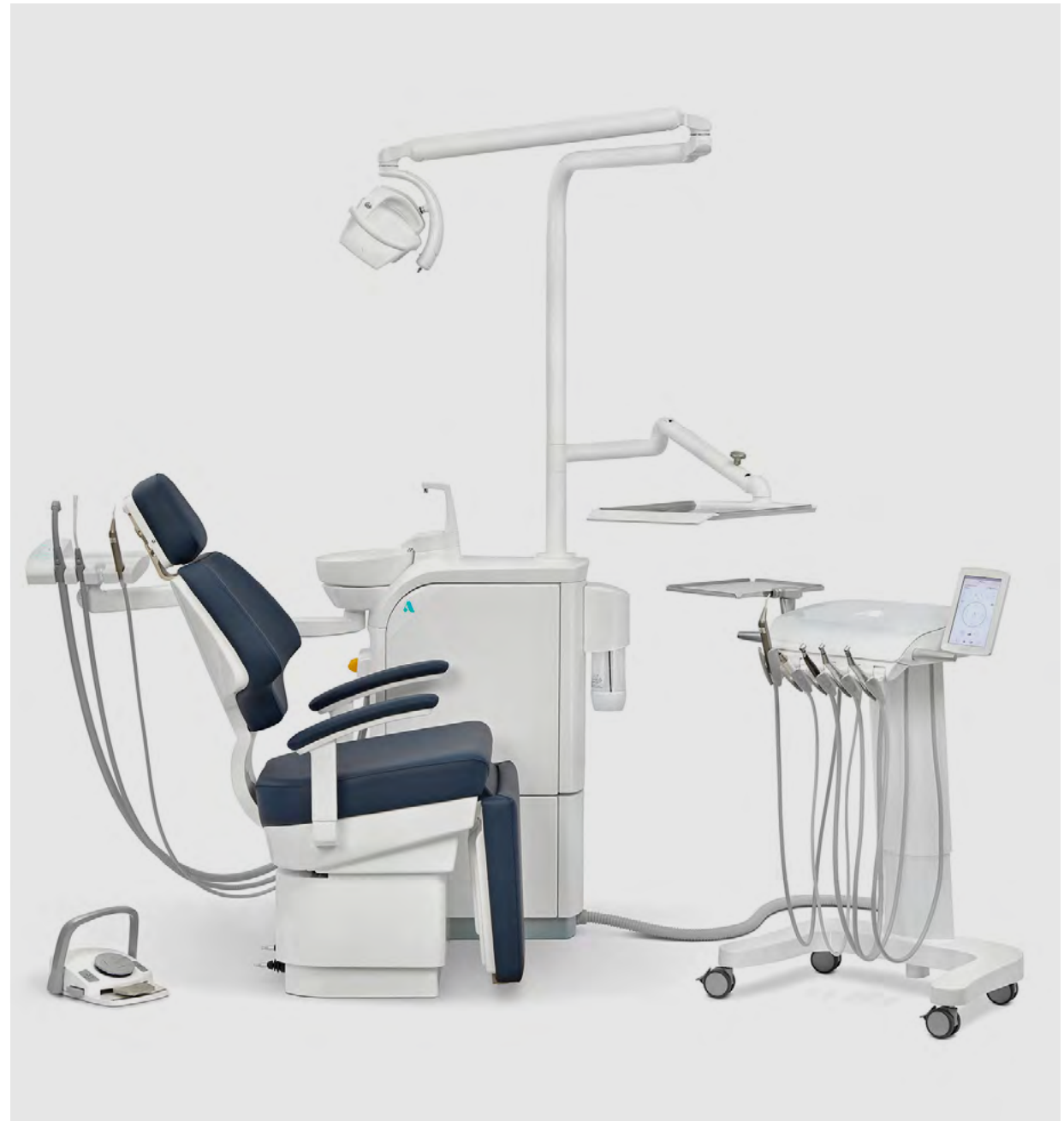
- Easy to adapt in height by simply turning the knob and adjust the cart to the desired height.

Adjustable instrument holders

- The instrument holders can be oriented manually, so that you can configure the presentation of the instrument, based on your working position. Obtain more comfort and find the instruments easier – without the need to look and to avoid the risk of injuring your hand with the tip.

Hygiene

- The parts that are most exposed are removable to promote easier and effective cleaning. The handles, auxiliary tray, and instrument support are completely removable and autoclavable.
- The detection of instruments is by means of an optical sensor, which provides the selection of the instrument without physical contact and therefore eliminates corners where dirt could accumulate in an area as sensitive as that of the instruments.



Design

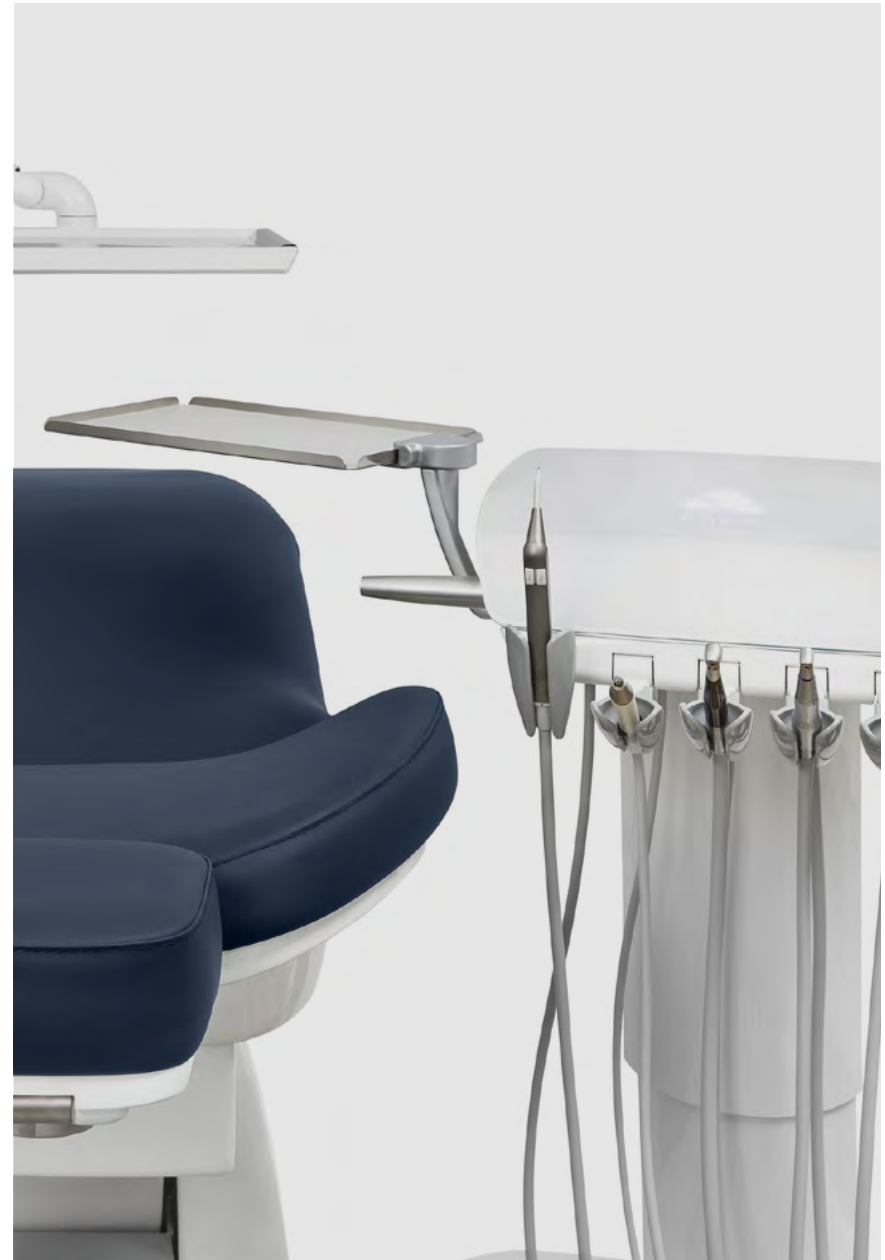
- The design is a combination of Scandinavian minimalism and Mediterranean elegance.
- The minimalist design of the cart minimises impact on the patient while the refined lines of the rest of the unit provide a more relaxed look and feel.

Auxiliary trays

- Two versions of auxiliary trays are available as an option: the simple articulated auxiliary tray and the double articulated auxiliary tray Simple articulated auxiliary tray.
- The new tray allows great freedom of positions, on both sides and from the front. Its anchoring system also offers freedom of vertical and horizontal position and reaches different lengths. The new tray is made of stainless steel and is easily removable, allowing a quick and convenient replacement, autoclaving, and off-unit preparation.

Double articulated auxiliary tray

- The new dual tray allows an auxiliary tray to be placed on top of the instrument tray and a second overhead rotating tray on the side. Allowing the user to position items on top of the patient and closer to the operating area. Both trays are removable and made of stainless steel.



Chairs

One of the greatest advantages of the S Line is the possibility to choose the preferred type of patient chair.



Standard

Ergonomically designed patient seat, with ideal back support without hindering the dental professional to get close to the patient.

Thin back-part of the backrest, allowing you to get as close to the treatment area as possible. Front view of the patient.

No distortional midline view.



Reclining

Why a knee-break chair?

Relaxed patients

- The automatic leg rest makes it easier for patients to enter and exit the chair, ensuring a smooth workflow. It also provides excellent comfort and is practical for doctor-patient consultations and prosthodontic treatments. The foldable leg rest makes access easy for patients and provides a comfortable upright sitting position for consultation and post-treatment examinations.

Face-to-face consultation

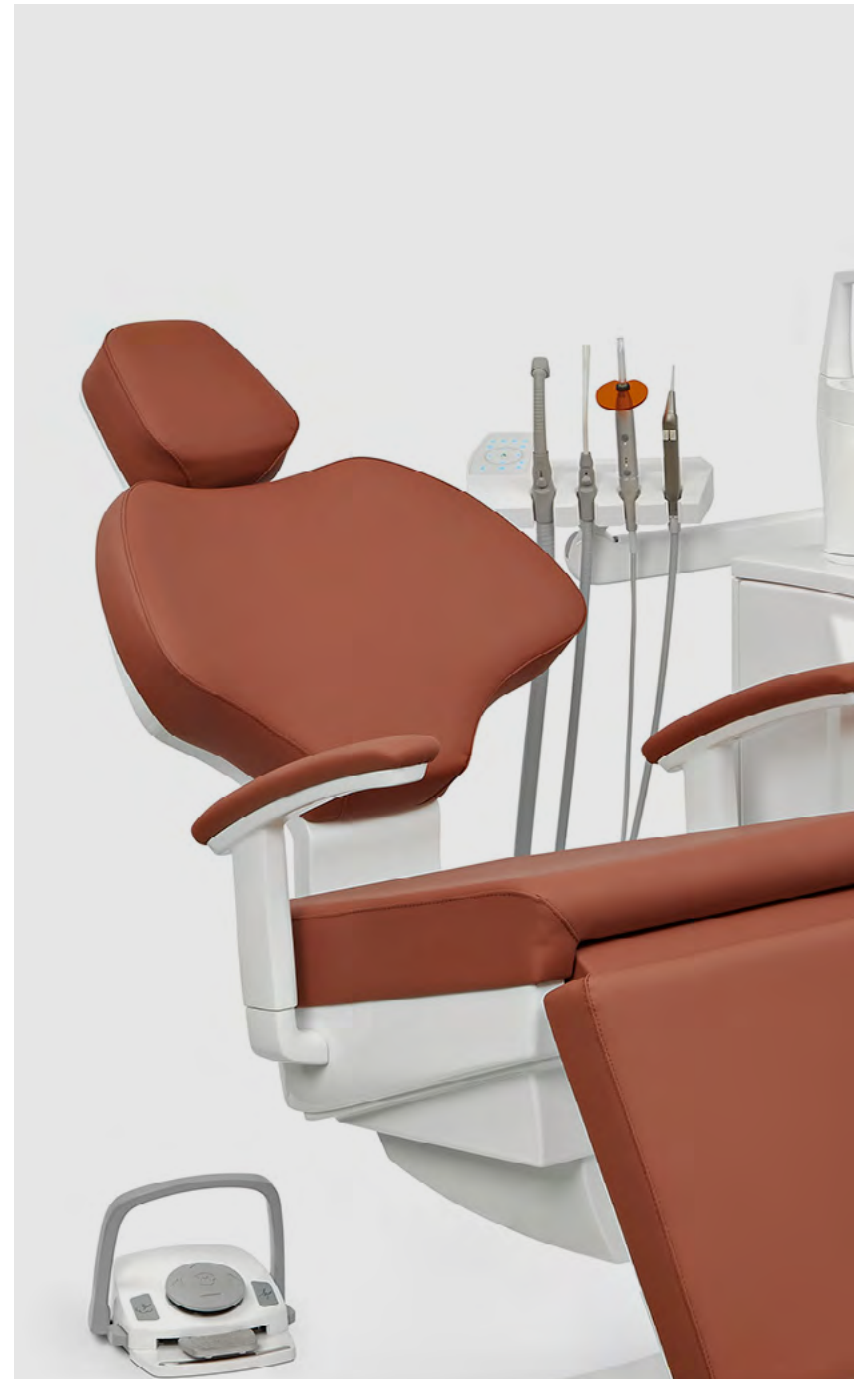
- The reclining knee-break chair allows you to hold your initial talk with the patient in a comfortable sitting position, while maintaining eye contact. This provides a relaxed atmosphere that builds trust and that decreases the patient's anxiety.

Easy entry/exit

- The foldable leg rest makes it incredibly easy to enter and exit the chair – especially important for the elderly and physically challenged patients. To further support patient entry and exit, the chair is equipped with rotating armrests.

Undistorted view of the midline

Easier for full frontal photography



Upholstery colors and types

The Ancar S Line offers you two upholstery types in a variety of colors

Standard injected seamless upholstery is available in all of the following colors:



400	405	410	425	435	440
Yellow	Lilac	Pastel Blue	Silver Gray	Pearl Black	Pastel Green



445	455	470	475	480
Pearl Green	Pearl Blue	Dark Blue	Garnet	Gold

Memory foam upholstery SoftPlus™ is available in all of the following colors:



820	821	824	825	829	830
Slate Gray	Red Marsala	Yellow Pistachio	Antracite	Black	Orange



831	832	833	834	835	836
Red	Lime Green	Olive Green	Brown	Navy Blue	Light Cream

Build your unit

You can customise your own unit at our website
and receive the specification via e-mail

Customise



Promise

Ancar has been a synonym for adaptability reliability and quality for over 60 years. With the launch of the S Line, we are entering a new era. S stands for select, sophisticated, smart, strong units. All these values combined form our motto: to design and produce smart and reliable dental units that adapt to your practice and way of working, without losing our biggest advantage of all: the general quality of our products. This is what makes Ancar.

This is what we stand for.

Antoni Carles - CEO
Laura Solano - Chief of Production

www.ancar-s.com